

ECO-play®



Natural playgrounds





Your dealer:

EUROPLAY LC

Eegene 9 | 9200 Dendermonde | Belgium

+32 (0)52 22 66 22 | info@europlay.eu

www.europlay.eu

ECO-play®

Natural playgrounds

A lot of children are growing up in a world of concrete and metal. However we are now aware that a green environment can improve the health and well-being of young and old. Children are therefore encouraged to play in line and with respect for nature.

Over the last few years, many playgrounds are more equipped with natural materials such as tree trunks and wooden play equipment,...

Research shows that natural play offers unique challenges and learning opportunities to children. It makes playing more interesting and afterwards they generally feel better. Green playgrounds also invite children to exercise in a more intensive and varied way.

Eco-play Mission

Europlay manufactures imaginative playground equipment – for public use – designed to stimulate creative play.



Eco-play is a range made by:

Europlay®

EXPLORING THE WORLD OF PLAY










“Nature as a source of inspiration”

Contents

Product overview	4
Our values	7
Our efforts for the environment	8
Nature as an inspiration	10
The cycle of wood and forest	10
Our efforts for society	13
Materials	14
Types of wood used in Eco-play	14
Metal and ropes	15
Safety and warranty	17
Natural playgrounds	19
Robinia playground equipment	21
Fencing	73
Logs & tree discs in oak	75

Explanation of symbols

-  3,9 x 2,6 x 2,8 m Length x width x height
-  1,60 m Fall height
-  3 - 15 Age category
-   -  6 Number of persons ☺ - working hours 🕒

 Concrete needed 🚚

Due to our commitment to continuous improvement we reserve the right to apply changes without prior notice of termination. The designs, colours and/or photos and/or sizes specified and/or age categories in this catalogue are only illustrative and may sometimes differ from the included installation manual. Only the latter is valid based on the European standard EN 1176.

Copyright © Europlay 2021, no part of this publication may be reproduced and/or published by print, photocopy, microfilm or any other means without prior written permission of the publisher. Subject to printing and typographical errors.

Responsible publisher: Europlay NV - Eegene 9 - 9200 Dendermonde (Belgium)
www.europlay.eu

Product overview



Basket swing
REF. RO170 • p. 23



Hammock swing
REF. RO171 • p. 23



Double swing
REF. RO101 • p. 24



Hexagonal swing
REF. RO150 • p. 24



Goldfish
REF. RO200 • p. 26



Tree trunk
REF. RO202 • p. 26



Seesaw with springs
REF. RO201 • p. 27



Seesaw
REF. RO302 • p. 27



Somersault
REF. RO321 • p. 29




Hexagonal somersault
REF. RO323 • p. 29



Balance beam
REF. RO331 • p. 30



Twist and shout
REF. RO335 • p. 31



Balance trail
REF. RO680 • p. 31



Balance trail
REF. RO815 • p. 32



Path of stilts
REF. RO860 • p. 34



Reed field
REF. RO863 • p. 34



The scissors
REF. RO850 • p. 36



Agility trail
REF. RO610 • p. 38



Agility trail combinations
REF. RO696 • p. 40



Angle trail
REF. RO760 • p. 42



Canyon bridge
REF. RO701 • p. 44



Monkey cage
REF. RO285 • p. 46



Wobbly chainbridge
REF. RO360 • p. 46



Monkey wall
REF. RO286 • p. 47



Storks' nest
REF. RO280 • p. 47



Climbing tower
REF. RO205 • p. 48



Hill slide
REF. RO005 • p. 49



Play tower
REF. RO511 • p. 50



Play tower with roof
REF. RO505 • p. 50



Beetle bridge
REF. RO502 • p. 53



Beetle bridge with roof
REF. RO500 • p. 53



Maxi magic tower
REF. RO551 • p. 54



Maxi magic tower with roof
REF. RO550 • p. 58



Robinia aerial runway
REF. RO343 • p. 61



Pirate ship 'Albatros'
REF. RO720 + RO730 + RO735 • p. 62



Candy house
REF. RO400 • p. 68



Sandbox
REF. RO2020 • p. 70



Robinia goal
REF. RO571 • p. 71



Furniture
REF. P550+P551 • p. 71



Individual robinia posts
REF. RO914 • p. 72



Fences
p. 73



Logs in oak
REF. B500 • p. 76



Our values

CRAFTSMANSHIP

We control the entire manufacturing process ourselves, from design to production. That way we can handle short, flexible delivery times and guarantee excellent quality.

Eco-play is characterised by the use of unique beams, each with its own natural curvature. This means that every piece of equipment looks different. That's why it's necessary to build up each unit of playground equipment in advance at the point of production. The ropes and nets are made to measure depending on the size of each piece of play equipment.

Our employees are real craftsmen. Each item is unique, made by hand and shows real professional skill.




QUALITY

We work with European types of wood with a high durability. Every post and slat is being checked and selected on quality. Only the best pieces are used for our play equipment. Wood of lesser quality is used as firewood or processed into wood chips. This way we try to minimise the loss of resources. That philosophy is extended throughout the entire corporate culture.



SAFETY

Both the security of our employees and the safety of the children using our equipment are of great importance to us. Providing training and referring to safety instructions are priorities in our company. In addition, every part of play equipment is extensively tested and checked before use. We work together with an external certification organisation "TUV NORD". So, all equipment has a safety certificate according to the European Standard EN1176-2017.



Our efforts for the environment

“Choosing for Eco-play,
is choosing for a sustainable
play environment”



THE USE OF SUSTAINABLE WOOD

The use of wood species like larch, robinia and oak with their natural durability, avoids unnecessary treatment with chemical preservatives. The waste may even be burned and no harmful substances will be released.



EUROPEAN WOOD

The use of European wood species protects the tropical rainforest and reduces CO2 emissions.



PEFC CERTIFIED

PEFC (Programme for the Endorsement of Forest Certification Schemes) is a worldwide forest certification system which provides assurance that forests are managed sustainably. PEFC promotes a forest management which is respectful for the environment, socially beneficial and economically viable. The PEFC label found on a paper or timber products gives consumers the assurance that the wood used in those products originates in sustainably managed forests.



GREEN POWER

The electricity is largely supplied by an impressive installation of solar panels. That way the impact on the environment is kept to a minimum.



ECO-FRIENDLY PACKAGING

We use only second-hand pallets for packaging, together with recycled cardboard and recycled plastic.



CRADLE TO CRADLE

Waste wood can be processed into shock-absorbing underground (Eco-M Ich), chipboard or soil conditioner for potting compost. In the winter period this wood is used for our stoves (with emission measurement).



THE POWER OF SMALL STEPS

Exclusive use of rainwater, our own purification system based on a reed field for all our waste water, motivating employees to come to work by bike,... The rainwater from the site ends up in water basins, so that the groundwater is constantly replenished.

Nature as an inspiration

Eco-Play is a range of playground equipment, commercialised by Europlay, characterised by its playful design and its connection to the surrounding nature. This is made possible thanks to the use of untreated, durable wood species in their natural shape.

Beams in robinia wood have a natural curve, a high durability and little sapwood. This wood species creates the feeling of an environment full of woods, even in the middle of a city.

Children like to extend their boundaries. Crossing a curved beam is much more challenging than crossing a straight one. The combination of (polypropylene) nets and ropes helps every piece of the Eco-Play playground equipment to become a real jungle.

The cycle of wood and forest



- During the growth in the forest, wood offers a habitat for numerous plant and animal species.
- Wood is CO₂ neutral. It stores the CO₂ during the growth of the tree and will only release it in the event of degradation or incineration.
- Wood is a renewable resource. As long as it comes from a sustainable forest, it will never be exhausted.
- Wood has a positive effect on children. It has been proven that children feel and perform better in an environment with natural materials.
- Wood can easily be processed and is therefore energy efficient.





Our efforts for society

Annually, at least 5 to 10% of the profit is donated to social causes like:



SUPPORT FOR REPLANTING FORESTS

We ensure that the forest resource is preserved and that we only use the wood from trees whose replanting is guaranteed. That is why we support organisations committed to nature protection.



PROJECTS IN INDIA

The company supports a school in Aladda, Parlakhemundi, and Cuttack located in Orissa, one of the poorest states in the country. Europlay also pays school fees and education for about fifty children.



AID TO IRAQI AND SYRIAN REFUGEES

Annually, various medical interventions for children in Iraq are fully financed. Also three large playgrounds were delivered and installed free of charge in the Ashti refugee camp in Slemani (Kurdistan – Iraq).



We work together with underprivileged students:



COOPERATION WITH SCHOOLS

Around 10% of our employees are students with an internship or students who participate in dual learning (on-the-job learning). Besides learning a craft, we teach them to care about a valuable natural product such as wood.



Types of wood used in Eco-play*

Eco-play playground equipment is largely made of robinia, the most durable European wood species. We occasionally use larch wood – also very durable - in combination with robinia for above ground play components. Robinia is characterised by its natural curves and deformations, so we prefer using straight larch boards (e.g. for platforms) to avoid future inconveniences.

The loose tree trunks are in oak. A very durable type of wood whereby ground contact is not a problem.

Robinia

Robinia (durability class I to II) is the most durable European wood type that exists.

DESIGN

Robinia wood is characterised by its natural appearance. The shape of this deciduous tree is important for these playground equipment because the wood has a natural curve which is appealing to children.



FINISHING TOUCH

The surface of the robinia beams is smooth and splinterproof. Sharp sides have been removed. All bolts and screws are galvanised. The natural shape does not affect the quality, nor the safety of the product. (Longitudinal) cracks are considered normal.



Larch

Larch (class III) is a type of wood with very little sapwood and a durable heart, ideal for use in outdoor applications. This type of timber does not come in direct contact with the ground but is used for finishing the roofs and floors.

Larch is a durable type of wood that can be used without any treatment.



Oak

Oak (class II) is a durable, stable type of wood that is only applied for round poles and square poles which come in direct contact with the ground.



Materials and finishing



ROPES

Europlay's ropes and net constructions are made of vandalism resistant steel cables. These consist of an interweaving of thin galvanised steel wires. This construction ensures rope flexibility and resistance against heavy overload and pulling force.

The galvanised steel wires are eventually covered by polypropylene. This cover makes grabbing easier and gives a comfortable feeling in children's hands.

Ropes and nets are offered in the color black, because this fits best with the natural look of the playground equipment.

METAL

With the exception of fixations, the metal used at Eco-play is stainless steel.

Stainless steel components offer a high durability and protection against corrosion, as well as an everlasting good look.

All metal materials are 100% recyclable.





Safety and warranty

SAFETY

Eco-play stands for innovative, challenging and safe playground equipment. Each new design is trying to combine and reconcile safety and childfriendliness. The European EN-1176 safety certificate, issued by TÜV Nord, is proof of this.



WARRANTY*

Lifetime warranty

- on stainless steel components (except for moving & mechanical parts)
- on galvanised steel components

15 years

- on robinia

10 years

- on corrosion and structural failures of powder coated steel components (except for springs, moving & mechanical parts, and fixing materials)
- on dry rot (larch)

5 years

- on springs
- on ropes and net components

2 years

- on structural failures of components due to manufacturing errors

Warranty on playground equipment near water

The usual warranty on metal corrosion doesn't apply to components placed in coastal areas, i.e. less than 5 km from the coast.

Limitation on warranty & exclusion of warranty

There is no warranty on equipment that hasn't been installed properly (according to the assembling manual provided by Eco-play), on equipment that hasn't been maintained correctly (according to the maintenance prescriptions provided), and/or when spare parts other than Eco-play parts have been used to repair the equipment. We don't guarantee playground equipment installed in bark or in places where additional mold can occur. No warranty can be given on tree trunks.

LONGITUDINAL CRACKS

We make use of robinia heartwood. This means that natural length cracks are considered as a normal phenomenon. Wood is a natural product which is constantly subject to drought and humidity. In case of nice weather, round wood starts shrinking in the direction of its growth rings, creating surface cracks. These cracks tend to get smaller again in humid times.



As a consequence, natural cracks – up to 3-4 % of the circumference – are a normal sign in dry times. This will, however, never cause a post to break, because length cracks never appear in a straight line. The cracks are interrupted regularly as they follow the natural growth of the tree. That is why it does not affect the general safety.

Moreover, cracks always tend to be V-shaped, so there will never be a problem in relation to finger entrapment.

*The extensive conditions of warranty are available on request.



Natural playgrounds




Robinia playground equipment







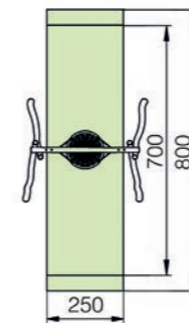
Basket swing - RO170

 3,9 x 2,6 x 2,8 m

 1,60 m

 3 - 15


 2 ☺ - 5 ⌚ 



(20 m² loose soil material)
(18 m² solid soil material)





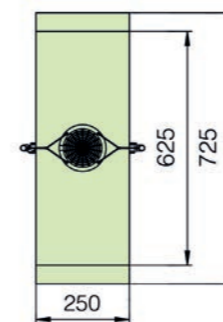
Hammock swing - RO171

 3,7 x 1,2 x 2,5 m

 1,50 m

 3 - 15

 2 ☺ - 4 ⌚ 



(19 m² loose soil material)
(16 m² solid soil material)



Double swing - RO101

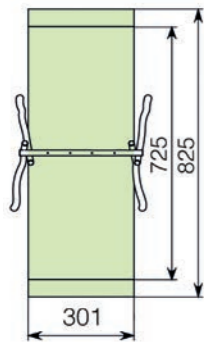
2 rubber seats L120 included

3,9 x 2,6 x 2,8 m

1,50 m

4 - 15

2 ☺ - 5 ☺



(25 m² loose soil material)
(22 m² solid soil material)



Hexagonal swing - RO150 » RO151

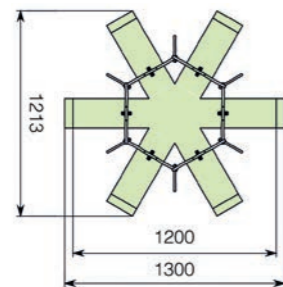
RO150 (6 tyre seats L101 included)

8,4 x 8,4 x 2,6 m

1,50 m

4 - 15

3 ☺ - 6 ☺



(61 m² loose soil material)
(56 m² solid soil material)

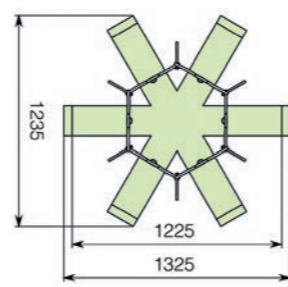
RO151 (6 seats with brace L122 included)

8,4 x 8,4 x 2,6 m


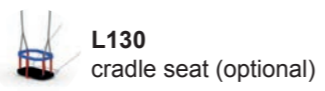
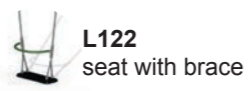
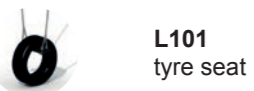
1,40 m

4 - 15

3 ☺ - 6 ☺



(61 m² loose soil material)
(57 m² solid soil material)



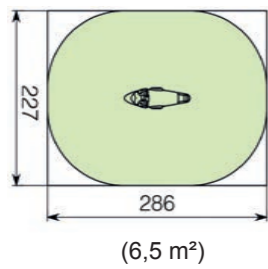
Goldfish - RO200

0,9 x 0,3 x 0,9 m

0,65 m

2 - 6

1 ☹ - 3 ☺



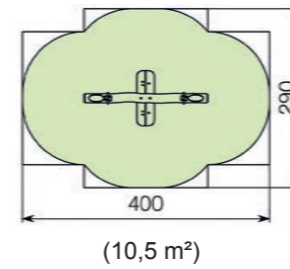
Seesaw with springs - RO201

2,0 x 0,9 x 0,9 m

0,95 m

2 - 6

2 ☹ - 3 ☺



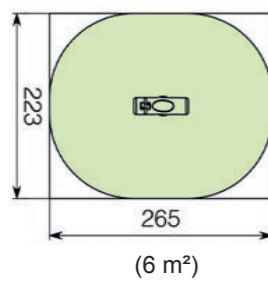
Tree trunk - RO202

0,7 x 0,3 x 0,8 m

0,65 m

2 - 6

1 ☹ - 3 ☺



Seesaw - RO302 » RO304

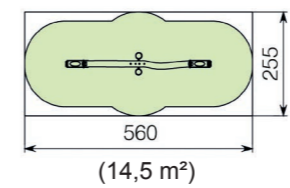
RO302 (2 persons)

3,5 x 0,6 x 1,1 m

0,95 m

4 - 10

2 ☹ - 4 ☺



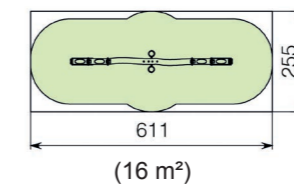
RO304 (4 persons)

4,0 x 0,6 x 1,1 m

0,95 m

4 - 10

2 ☹ - 4 ☺





RO320



RO321

Somersault - RO320 » RO322

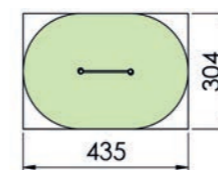
RO322 (one bar)

1,5 x 0,2 x 1,1 m

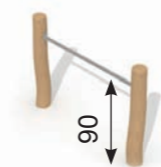
0,90 m

> 6

2 ☺ - 1,5 ☹



(13,5 m²)



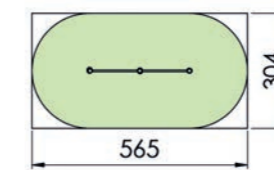
RO320 (two bars)

2,8 x 0,2 x 1,4 m

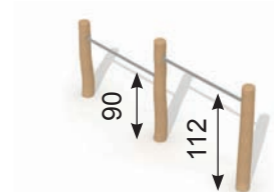
1,20 m

> 6

2 ☺ - 2,5 ☹



(17,5 m²)



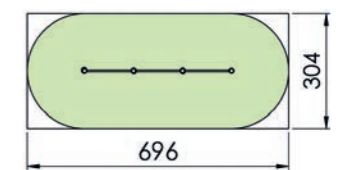
RO321 (three bars)

4,1 x 0,2 x 1,7 m

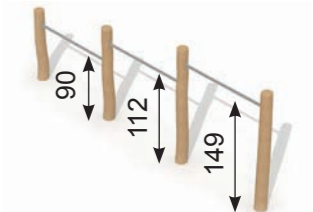
1,50 m

> 6

2 ☺ - 3,5 ☹



(21,5 m²)



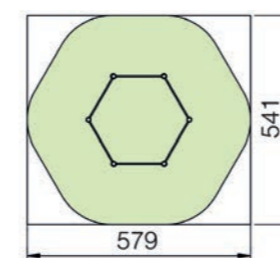
Hexagonal somersault - RO323

2,8 x 2,8 x 1,7 m

1,50 m

> 6

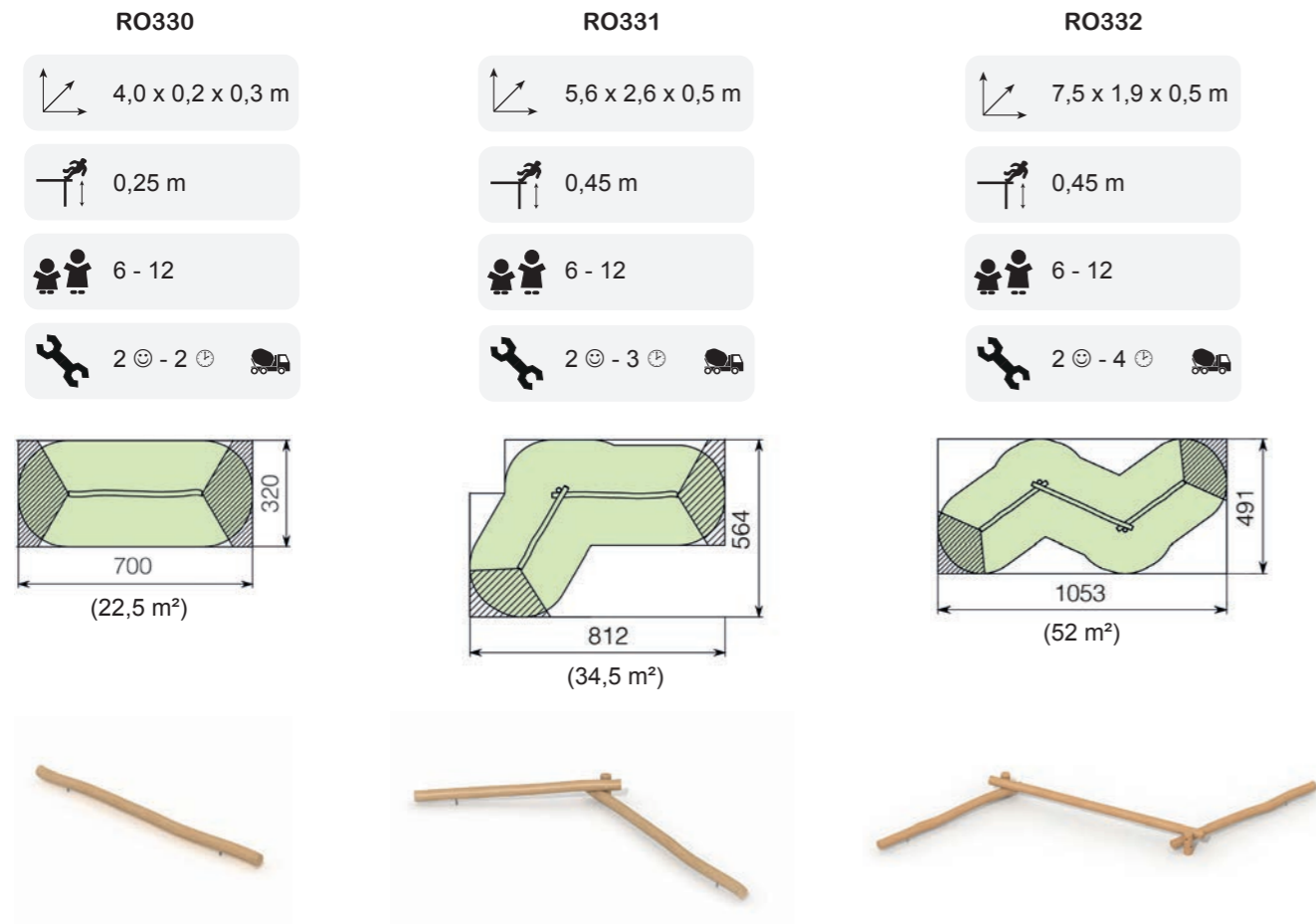
2 ☺ - 5 ☹



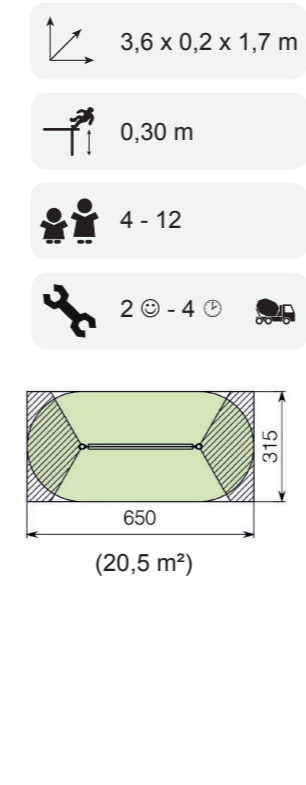
(31,5 m²)



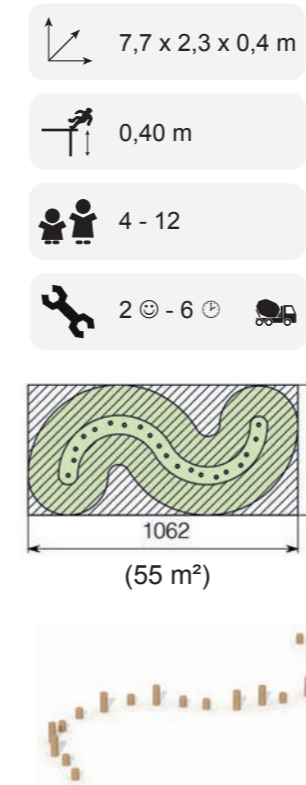
Balance beam - RO330 » RO332



Twist and shout - RO335



Balance trail - RO680



RO330



Jungle - RO815 » RO835

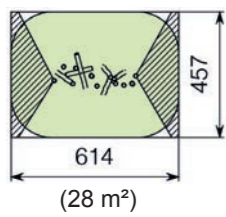
RO815 (15 posts)

3,2 x 1,6 x 2,2 m

0,60 m

4 - 12

2 ☺ - 6 ⌚ 🚚



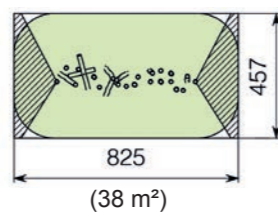
RO825 (25 posts)

5,3 x 1,6 x 2,2 m

0,60 m

4 - 12

2 ☺ - 10 ⌚ 🚚



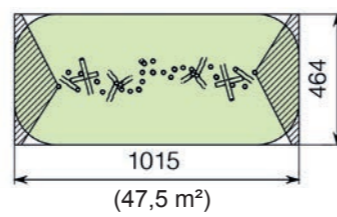
RO835 (35 posts)

7,2 x 1,7 x 2,2 m

0,60 m

4 - 12

2 ☺ - 14 ⌚ 🚚



A jungle consists of several long and short beams of equal or different thicknesses and offers a wide range of possibilities to create a natural trail.













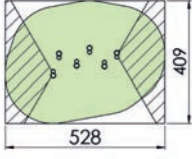
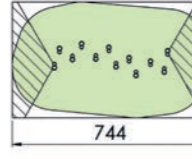
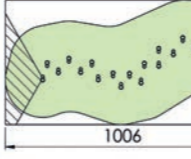





RO815















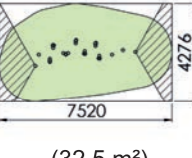
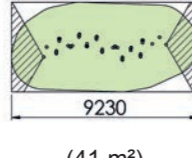
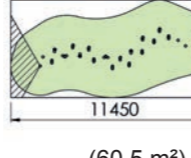



RO835

Path of stilts - RO860 » RO862

RO860 (6 posts)	RO861 (12 posts)	RO862 (18 posts)
 2,3 x 1,1 x 2,0 m	 4,5 x 1,4 x 2,0 m	 7,1 x 2,3 x 2,0 m
 0,50 m	 0,50 m	 0,50 m
 6 - 12	 6 - 12	 6 - 12
 2 ☺ - 2 🚚	 2 ☺ - 4 🚚	 2 ☺ - 6 🚚
 528 409 (22 m ²)	 744 438 (33 m ²)	 1006 528 (53,5 m ²)
		



Reed field - RO863 » RO865

RO863 (12 posts)	RO864 (17 posts)	RO865 (22 posts)
 4,6 x 1,1 x 2,8 m	 6,3 x 1,4 x 2,8 m	 8,6 x 1,8 x 2,8 m
 0,50 m	 0,50 m	 0,50 m
 6 - 12	 6 - 12	 6 - 12
 2 ☺ - 4 🚚	 2 ☺ - 5,5 🚚	 2 ☺ - 7 🚚
 7520 4276 (32,5 m ²)	 9230 4402 (41 m ²)	 11450 5284 (60,5 m ²)
		



RO864

The scissors - RO850 » RO852

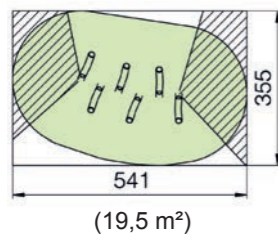
RO850 (6 posts)

2,5 x 1,7 x 1,2 m

0,25 m

4 - 12

2 ☺ - 3 ☺



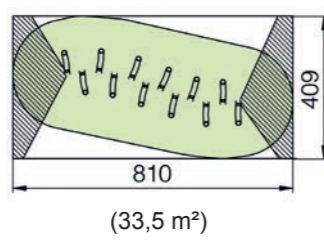
RO851 (12 posts)

5,2 x 2,3 x 1,2 m

0,25 m

4 - 12

2 ☺ - 6 ☺



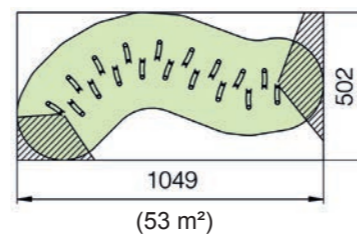
RO852 (18 posts)

8,0 x 2,6 x 1,2 m

0,25 m

4 - 12

2 ☺ - 8 ☺



RO850



RO852



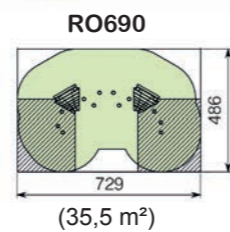
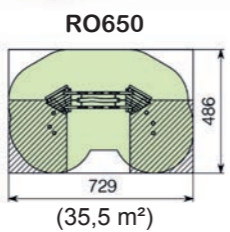
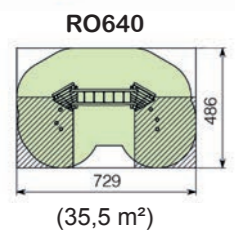
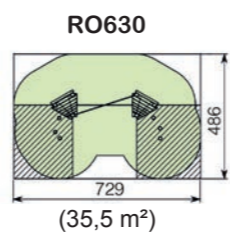
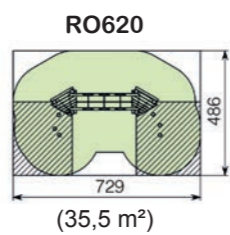
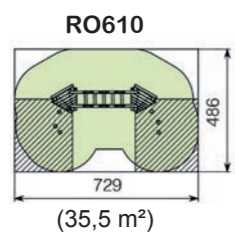
Agility trail - RO610 » RO690

4,4 x 2,0 x 1,6 m

0,60 m

4 - 12

2 ☺ - 6 ☹



Agility trail combinations - RO694 » RO696

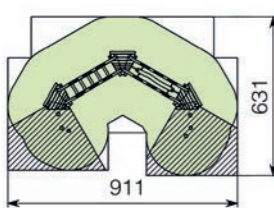
RO694

6,3 x 3,4 x 1,6 m

0,60 m

4 - 12

2 ☺ - 9 🚚



(51 m²)



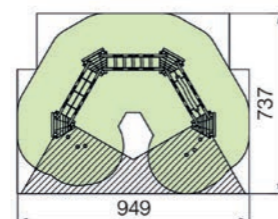
RO695

6,7 x 4,5 x 1,6 m

0,60 m

4 - 12

2 ☺ - 12 🚚



(66,5 m²)



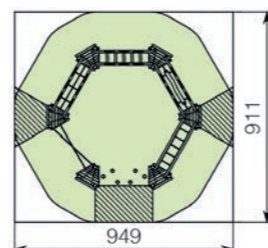
RO696

6,7 x 6,3 x 2,1 m

0,60 m

4 - 12

2 ☺ - 16 🚚



(87 m²)



RO694



RO696



RO694



RO696

Jungle trail - RO750 » RO770

RO750	RO770	RO760
5,7 x 3,7 x 1,8 m	6,3 x 5,1 x 1,8 m	6,0 x 5,9 x 1,8 m
0,60 m	0,60 m	0,60 m
4 - 12	4 - 12	4 - 12
2 ☺ - 8 ☺	2 ☺ - 10 ☺	2 ☺ - 14 ☺
 685 878 (53,5 m²)	 814 921 (64 m²)	 901 901 (73,5 m²)



RO750



RO760



RO760



RO760



43

Canyon bridge - RO700 » RO702

RO700	RO701	RO702
5,0 x 2,1 x 2,5 m	5,5 x 2,1 x 2,5 m	9,2 x 2,2 x 2,5 m
1,50 m	1,50 m	1,50 m
4 - 12	4 - 12	4 - 12
2 ☺ - 8 ☺	2 ☺ - 9 ☺	2 ☺ - 13 ☺
802 (40,5 m ²)	829 (39 m ²)	1215 (59 m ²)



RO701



RO702



RO701



RO701

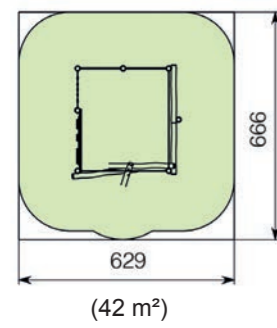
Monkey cage - RO285

3,7 x 3,2 x 2,0 m

1,50 m

4 - 12

2 ☺ - 7 ⌚ 🚚



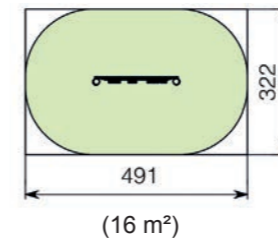
Monkey wall - RO286

2,0 x 0,2 x 2,0 m

1,50 m

4 - 12

2 ☺ - 3 ⌚ 🚚



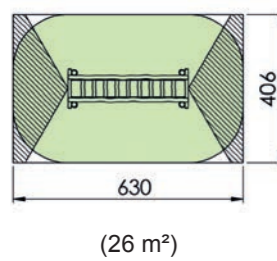
Wobbly chainbridge - RO360

3,3 x 1,1 x 1,1 m

0,26 m

4 - 12

2 ☺ - 4 ⌚ 🚚



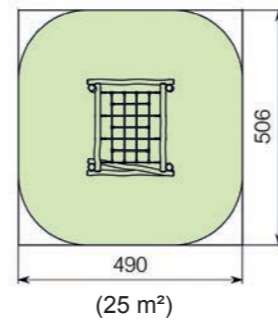
Stork's nest - RO280

2,1 x 1,9 x 1,7 m

1,10 m

4 - 12

2 ☺ - 5 ⌚ 🚚



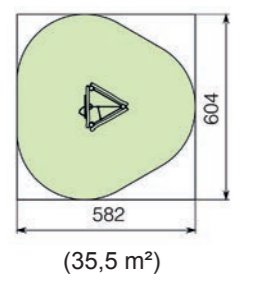
Climbing tower - RO205

1,6 x 1,5 x 3,3 m

2,60 m

6 - 16

2 ☺ - 7 ⌚ 🚚



Hill slide and platform - RO005 » RO015

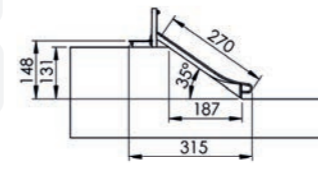
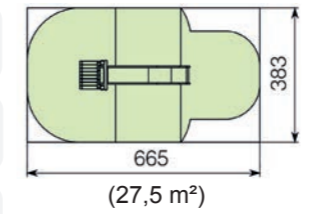
RO005

2,6 x 0,9 x 2,3 m

0,20 m

3 - 15

2 ☺ - 4 ⌚ 🚚



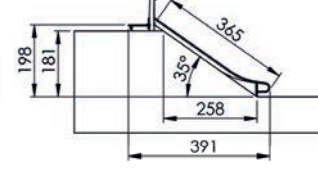
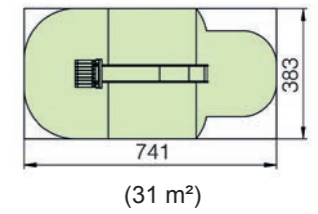
RO015

3,9 x 0,9 x 2,9 m

0,20 m

3 - 15

2 ☺ - 4 ⌚ 🚚



RO005

Play tower - RO510 » RO511

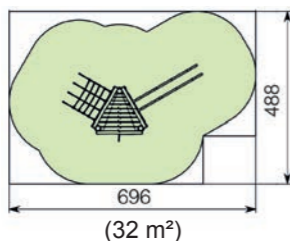
RO510 (stainless steel tubes)

4,0 x 2,0 x 2,8 m

1,40 m

6 - 14

2 ☺ - 6 ⌚ 🚚



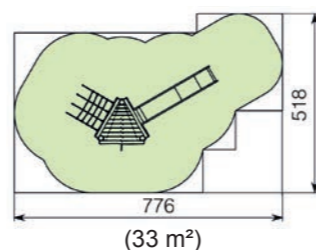
RO511 (stainless steel slide)

4,4 x 2,0 x 2,8 m

1,40 m

6 - 14

2 ☺ - 6 ⌚ 🚚



Play tower with roof - RO505 » RO506

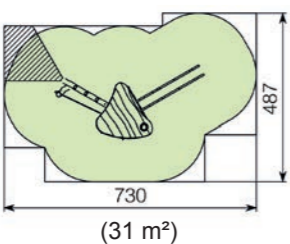
RO505 (stainless steel tubes)

4,3 x 2,0 x 3,4 m

1,40 m

6 - 14

2 ☺ - 7 ⌚ 🚚



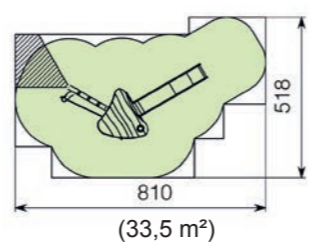
RO506 (stainless steel slide)

4,8 x 2,5 x 3,4 m

1,40 m

6 - 14

2 ☺ - 7 ⌚ 🚚





RO501



RO500

Beetle bridge - RO502 » RO503

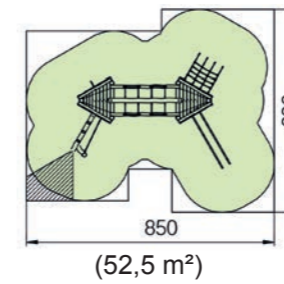
RO502 (stainless steel tubes)

5,5 x 4,0 x 2,9 m

1,50 m

6 - 14

2 ☺ - 11 ⌚ 🚚



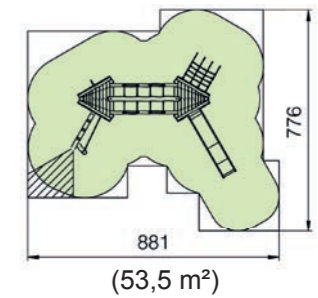
RO503 (stainless steel slide)

5,8 x 4,4 x 2,9 m

1,50 m

6 - 14

2 ☺ - 11 ⌚ 🚚



Beetle bridge with roof - RO500 » RO501

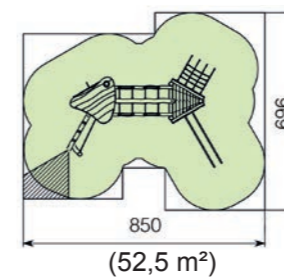
RO500 (stainless steel tubes)

5,5 x 4,0 x 3,4 m

1,50 m

6 - 14

2 ☺ - 12 ⌚ 🚚



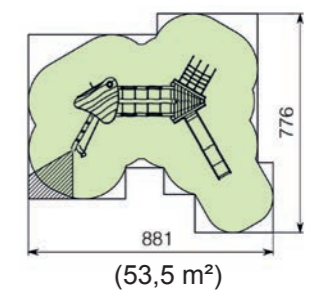
RO501 (stainless steel slide)

5,8 x 4,4 x 3,4 m

1,50 m

6 - 14

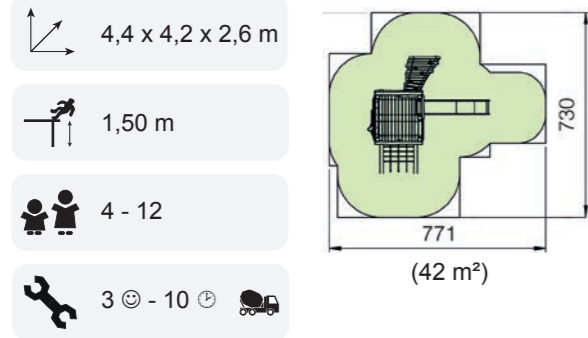
2 ☺ - 12 ⌚ 🚚



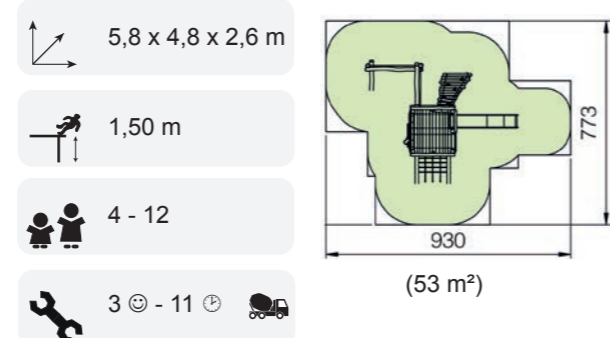


Magic tower - RO532 » RO553

RO533 (without balance trail)

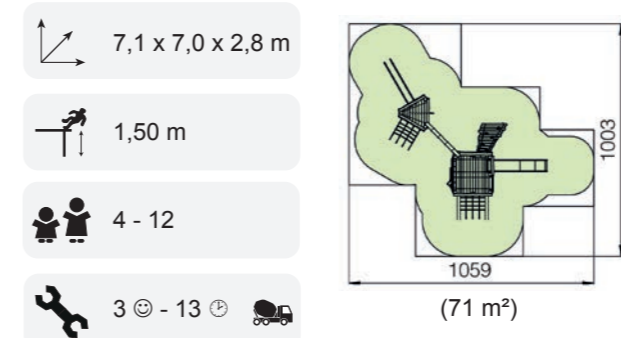


RO532 (with balance trail)



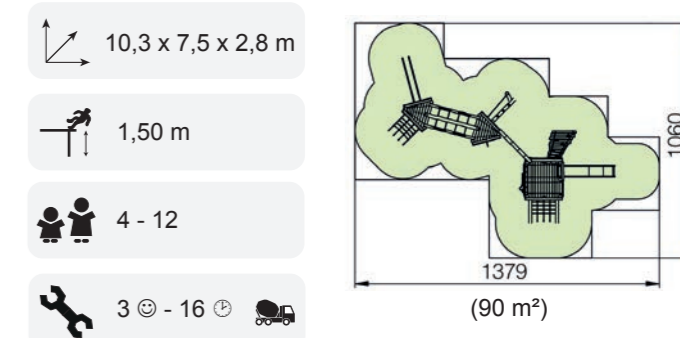
RO541 (magic tower combination, with suspension loops)

RO543 (magic tower combination, with balance trail)



RO551 (maxi magic tower, with suspension loops)

RO553 (maxi magic tower, with balance trail)



RO541



RO551



RO543



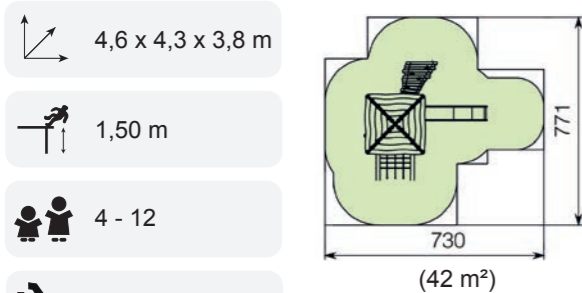
RO553





Magic tower with roof - RO530 » RO552

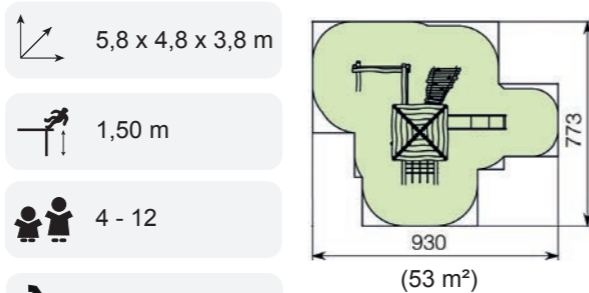
RO531 (without balance trail)



- 4 - 12
- 3 ☺ - 11 ⌚ 🚛



RO530 (with balance trail)

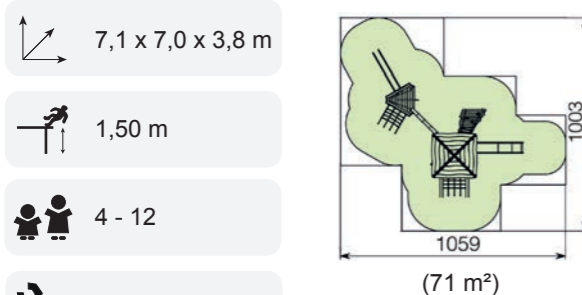


- 4 - 12
- 3 ☺ - 12 ⌚ 🚛



RO540 (magic tower combination with roof, with suspension loops)

RO542 (magic tower combination with roof, with balance trail)



- 4 - 12
- 3 ☺ - 14 ⌚ 🚛

RO540

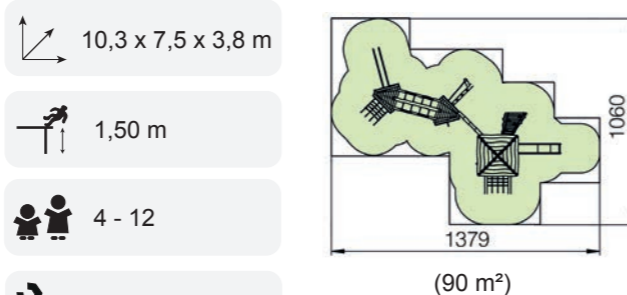


RO542



RO550 (maxi magic tower with roof, with suspension loops)

RO552 (maxi magic tower with roof, with balance trail)



- 4 - 12
- 3 ☺ - 17 ⌚ 🚛

RO550



RO552



RO343



Robinia aerial runway - RO343 » RO345

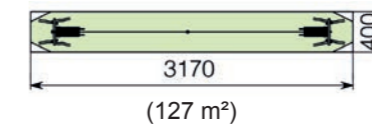
↗ 30,3 x 4,0 x 2,9 m

👤 1,50 m

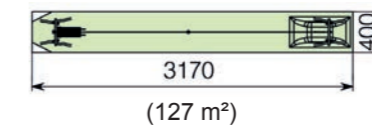
👤 6 - 15

🔧 3 ☺ - 9 / 9,5 / 10 🚚

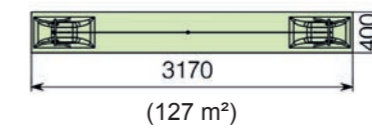
RO343 (with 2 platforms)



RO344 (with 1 platform)



RO345 (without platforms)



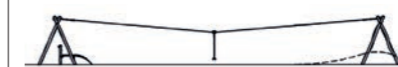
FLAT SURFACE
(the seat stops slightly past the middle)

SLOPING SURFACE
(the seat reaches the other side)

RO343 (2 platforms)



RO344 (1 platform)



RO345 (without platforms)



*As to RO344 and RO345, the customer must construct the platforms with soil himself.



Pirate ship 'Albatros' - RO720 » RO735

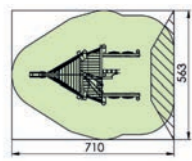
4 - 12

RO720 (stem)

5,0 x 2,6 x 3,4 m

1,20 m

2 ☺ - 9 ⌚



(36 m²)

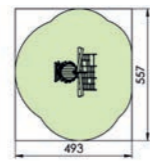


RO730 (lookout post)

2,1 x 2,0 x 4,1 m

2,10 m

2 ☺ - 5 ⌚



(27,5 m²)

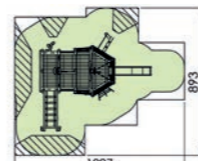


RO735 (stern)

4,9 x 2,5 x 4,1 m

1,50 m

3 ☺ - 12 ⌚



(43 m²)

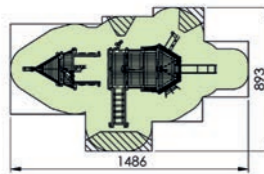


RO720 + RO735

11 x 2,6 x 4,1 m

1,50 m

3 ☺ - 16 ⌚



(70 m²)

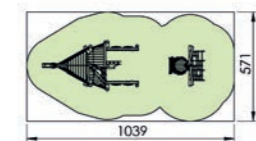


RO720 + RO730

9,3 x 2,6 x 4,1 m

2,10 m

2 ☺ - 14 ⌚



(62,5 m²)

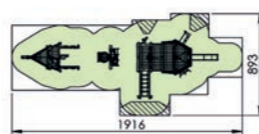


RO720 + RO730 + RO735

16,4 x 6,0 x 4,5 m

2,10 m

3 ☺ - 19 ⌚



(62,5 m²)



RO720




RO730





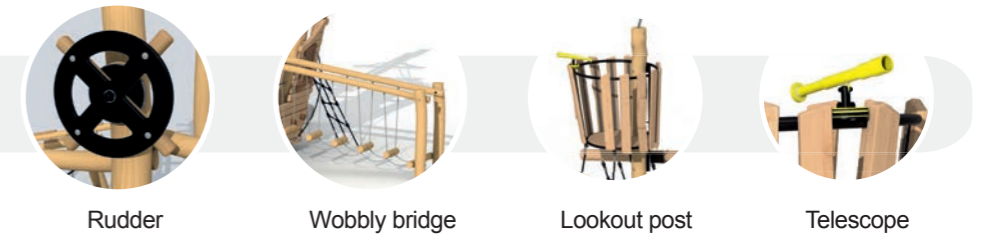
Pirate ship 'Albatros' - RO720 + RO735

Imagination



Pirate ship 'Albatros' - RO720 + RO730 + RO735

Play value





ECO-play®

“When your imagination comes to life”



RO720 + RO730 + RO735

Candy house - RO400 (A/B)

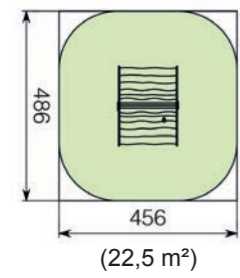
Including a bench and table

2,0 x 1,6 x 2,3 m

0,15 m

2 - 8










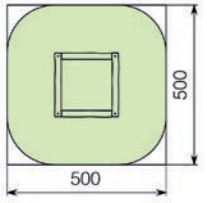
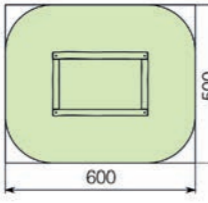
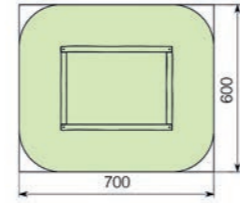



4 ☺ - 2 ⌚ 🚚



Completely preassembled





Sandbox - RO2020 » RO3040

RO2020*	RO2030*	RO3040*
 2,0 x 2,0 x 0,2 m	 3,0 x 2,0 x 0,2 m	 4,0 x 3,0 x 0,2 m
 0,20 m	 0,20 m	 0,20 m
 2 ☺ - 3 ☺	 2 ☺ - 4 ☺	 2 ☺ - 6 ☺
 500 500 (25 m ²)	 500 600 (30 m ²)	 600 700 (42 m ²)
		

*Filter cloth included

Robinia goal - RO571


 3,5 x 0,3 x 2,1 m


 2 ☺ - 1,5 ☺ 




Furniture - P550 » P551


P550 (bench)

 1,9 x 0,3 x 0,5 m

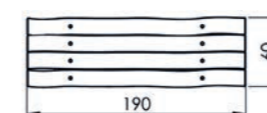
 2 ☺ - 1,25 ☺



P551 (table)

 1,9 x 0,6 x 0,8 m

 2 ☺ - 1,5 ☺



P550



P551 + 2x P550

Individual robinia posts



Unfinished:
Without splinters but not sanded.



Finished:
Sanded, with extra screws to reduce risk of cracking.



Unfinished	Finished	Length	Diameter
RO912	RO912-1	80 cm	Ø 10-12
RO914	RO914-1		Ø 12-14
RO916	RO916-1		Ø 14-16
RO918	RO918-1		Ø 16-18
RO922	RO922-1	100 cm	Ø 10-12
RO924	RO924-1		Ø 12-14
RO926	RO926-1		Ø 14-16
RO928	RO928-1		Ø 16-18
RO952	RO952-1	200 cm	Ø 10-12
RO954	RO954-1		Ø 12-14
RO956	RO956-1		Ø 14-16
RO958	RO958-1		Ø 16-18
RO932	RO932-1	250 cm	Ø 10-12
RO934	RO934-1		Ø 12-14
RO936	RO936-1		Ø 14-16
RO938	RO938-1		Ø 16-18
RO944	RO944-1	300 cm	Ø 12-14
RO946	RO946-1		Ø 14-16
RO948	RO948-1		Ø 16-18
RO964	RO964-1	400 cm	Ø 12-14
RO966	RO966-1		Ø 14-16
RO968	RO968-1		Ø 16-18
RO978	RO978-1	500 cm	Ø 16-18

Fence in robinia - O120

Dimensions and prices on request

O120-HP 300-12/14
Horizontal beam 300 cm
– Ø 12/14 cm (predrilled)

O120-HP 300-14/16
Horizontal beam 300 cm
– Ø 14/16 cm (predrilled)

O120-VP 120-14/16
Vertical beam 120 cm
– Ø 14/16 cm (not predrilled)

HDS 12x160
Screw 12x160 mm (2 per beam)

HDS 12x180
Screw 12x180 mm (2 per beam)



All horizontal beams are finished and predrilled.

Fence in chestnut wood - O130

Dimensions and prices on request





Logs & tree discs in oak

Oak logs & tree discs - B500 » B501

Besides robinia, oak logs are used as decoration for a playground. They can be used creatively as a bench or a climbing element. Oak is a very durable wood species.

Each log is unique and has its own shape and appearance. Prices and dimensions are therefore always on request.

The logs are supplied according to availability and like shown on the photos (on request). They are unprocessed, as harvested in the forest and not debarked. Note that the bark can loosen after some time. Complaints due to its irregular form, sawn-off branches, marks, sharp edges,... are considered as unfounded. Trunks are not certified, which means that a risk analysis has to be carried out after installing.

Please note that when using the logs as a play(ground) element, it is necessary to round off the corners of the sharp edges.



